



Universal Design Guide

Washrooms & Showers

Accessories
Faucets
Lavatories
Showers
Toilets



Bradley 

Distributed by
www.Ameraproducts.com
Phone: (800) 608-6568
Fax: (409) 840-5545
info@ameraproducts.com



Accessibility

The two primary sources for accessibility information are:

- The Americans with Disabilities Act (ADA) – Architectural Barriers Act (ABA) Accessibility Guidelines (ADAAG)
- The American National Standards Institute (ICC/ANSI A117.1)

Many people use the term “ADA compliant” generically even if they mean compliant to a different accessibility guide or code that applies to their specific building. ADA is a federal civil rights statute, not a building code. Though not enforced by building code officials, failure to comply is enforced through legal action from the Department of Justice.

Accessibility Guidelines

		Applicable to	Links
UFAS	Uniform Federal Accessibility Standards	Certain governmental organizations	Site
ADAAG	Americans with Disabilities Act Accessibility Guide	Private sector facilities and state and local government facilities	Site
ANSI*	American National Standards Institute A117.1	Most state building codes	Buy

* The American National Standards Institute is a commercial standards setting organization, and as such charges for copies of their guidelines. A copy of the guides can be bought at the [ICC website](#).

Federal Organizations And Accessibility

	Organization	Name of Standard	Applicable to	Applicable Guidelines	Links
DOD	Department of Defense		Department of Defense Installations	UFAS	
USPS	United States Postal Service		Postal Facilities	UFAS	Site
HUD	Department of Housing and Urban Development	Fair Housing Act Design Standard	Residential Structures covered by the ABA, except those funded by the DOD	ABA	Site
GSA	General Services Administration		Buildings subject to accessibility standards but not other standard-setting organizations	UFAS & ADA/ABA	Site
DOT	Department of Transportation		Department of Transportation Installations	UFAS	

The Job Accommodation Network website has additional links to a useful ADA information on their [website](#)

State Codes

Accessibility codes may be part of a state's building codes or may be stand-alone codes developed by a separate state agency or department.

Most state building codes have adopted ANSI A117.1, ADAAG, or a modification of the Standard, as the State Accessibility Code, thus making it enforceable.

Always refer to your state's building codes to ensure compliance.

[This website](#) has links to applicable state codes.

Distributed by
www.Ameraproducts.com
Phone: (800) 608-6568
Fax: (409) 840-5545
info@ameraproducts.com

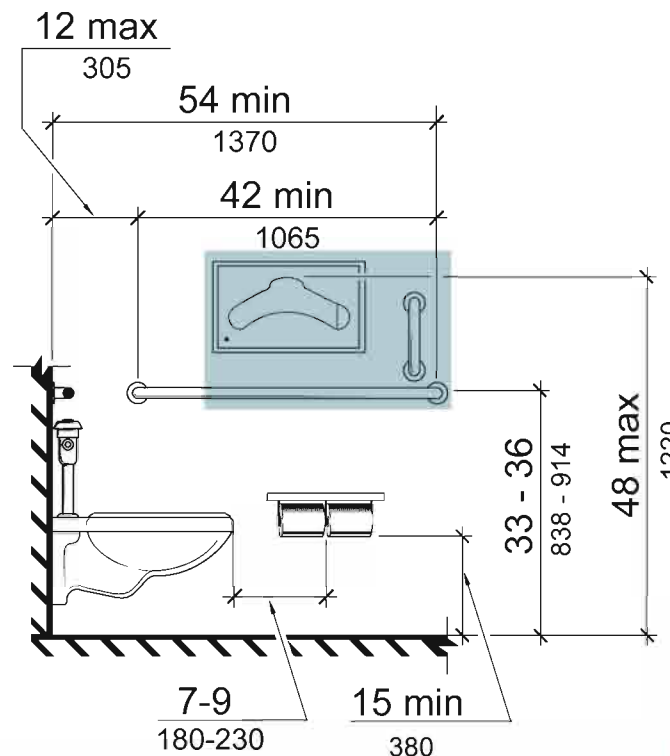
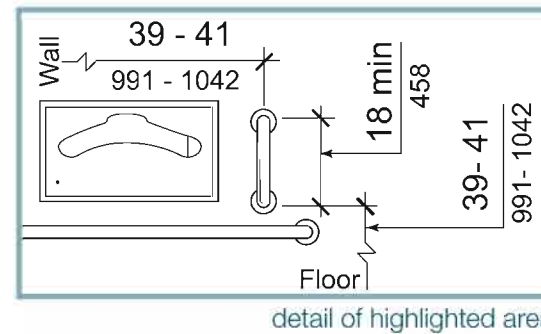
Accessible Stall Design

There are many dimensions to consider when designing an accessible bathroom stall. Distances should allow for common usage by people with a limited range of motion.

- Anything that a person might need to reach should be a maximum of 48" off of the ground.
- Grab Bars need to be mounted lower for better leverage (33"-36" high). Horizontal side wall grab bars need to be 42" min.
- Rear wall grab bars must be 36" long (mounted so that 24" are to the transfer side of the toilet and 12" to the wall side).
- Toilet tissue needs to be easily within arm's reach. The ADA guide defines this as being within 7-9" from the front of the bowl and at least 15" off of the ground (48" max).
- Protruding (non-recessed) dispensers must be more than 12" above or below grab bars.
- Latches cannot require tight grasping, pinching, or twisting of the wrist. They must be operable with one hand, using less than five pounds of pressure.

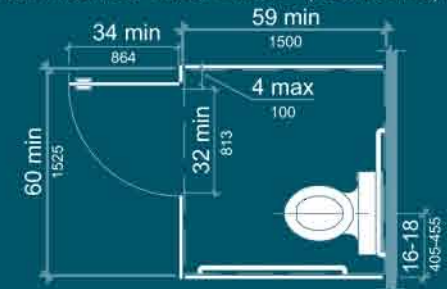
Vertical grab bars are not yet covered in ADA guidelines. However, ANSI specifies the dimensions shown in the box on the top right.

Be sure to double check these and any accessibility guides with your local codes as they are often more strict than national codes.

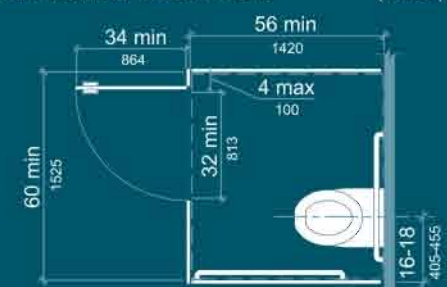


Stall Dimensions

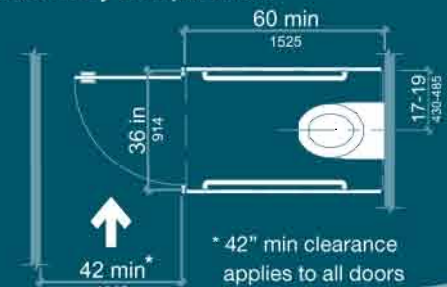
Wheelchair Accessible Compartment
Floor Mounted Water Closet (Adult/Child)



Wheelchair Accessible Compartment
Wall Mounted Water Closet (Adult)



Ambulatory Compartment



Forward and side approaches for unobstructed reach

48" max height
(1220 mm)



38" to 48"
(995-1219mm)
to ensure
forward reach



35" max. (889mm)
to bottom of reflective surface
40" max. (1016mm) allowed over
sinks and counters



33" to 36"
(838-914mm)



48" max height
(1220 mm)

Distributed by
www.Ameraproducts.com
Phone: (800) 608-6568
Fax: (409) 840-5545
info@ameraproducts.com

Operable parts must be beneath max height

Dimensions change if mounted over counter or lavatory

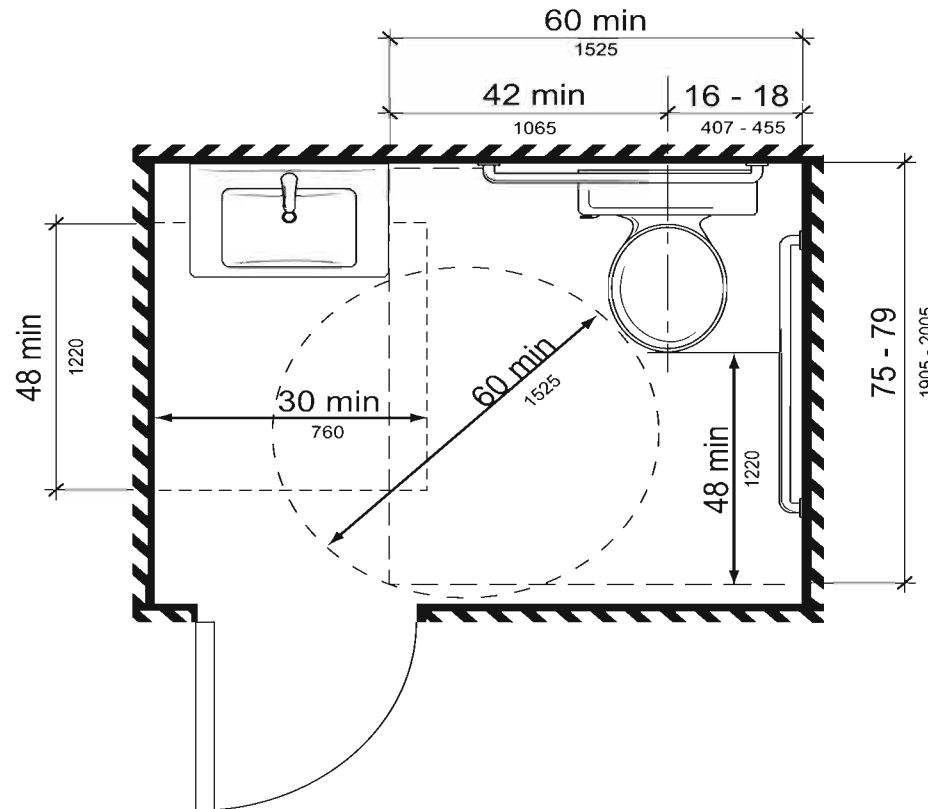


Toilet Room for Individual Use

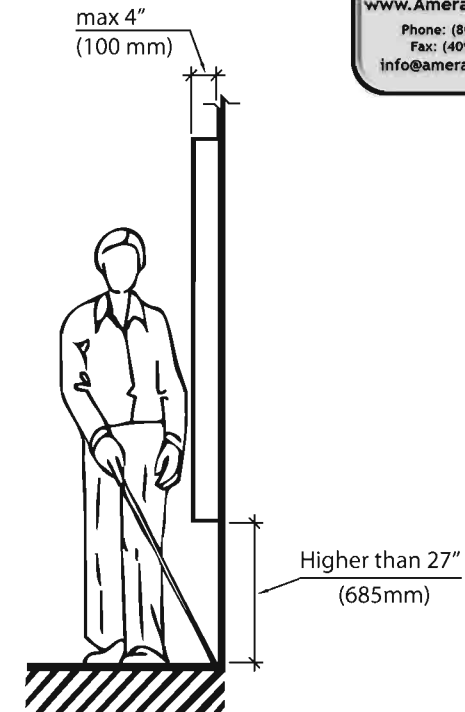
Single occupant restrooms restroom design should allow for a patron to enter the room and manuvre to all fixtures from a wheelchair. The diagram below shows how the ADA required dimensions create an environment that is accessible to anyone. These requirements may be change depending on the specific application. Check your local codes to be sure.

- Sinks must have 30" x 48" (760 x 1220mm) of access. Measurement starts from the point where a person has 9" vertical clearance for their feet and 27" vertical clearance for their knees.
- The center line of the toilet must be between 16" – 18" (407 – 455mm) from the wall. This distance ensures that grab bars can be effectively used to maneuver one's self as needed.
- 48" x 30" of clear floor space is required in every restroom.
- For individual use restrooms the ADAAG allows the door to swing into fixture clearances, provided that the clear floor space is outside of this arc (section 603.2.3). Some codes do not allow the door to impede the clearances at all, check requirements for your application.
- Some local codes require a 60" turning radius. Check to see if it is required for your application.

Be sure to double check all distances and heights with local codes to ensure compliance.



Distributed by
www.Ameraproducts.com
Phone: (800) 608-6568
Fax: (409) 840-5545
info@ameraproducts.com



Lateral Clearance

In order to create a safe environment for visually impaired patrons, fixtures must be detectable with a cane. The diagram above highlights this requirement.

ADA guidelines state that fixtures above 27" (685mm) must not protrude from the wall more than 4" (100mm). A low fixture such as a waste receptacle can satisfy this requirement if it is detectable below the protruding fixture (usually hand dryers or towel dispensers).

Keep in mind that it's always important to double check requirements with local codes, as these supersede Federal requirements.

FREQUENCY® LAVATORY SYSTEMS

Frequency® lavatory systems feature a wave design that offers a unique solution for meeting ADA needs and standard height washing comfort. All Bradley Lavatory fixtures are designed so that ADA leg clearance starts at the wall.

CAPACITIVE SENSING FAUCETS

Bradley's Capacitive Sensing Faucets automatically activate water flow through proximity sensing. Activation without grasping, pinching, or applying more than 5lb pressure is required by ADA Guidelines.

TOWEL DISPENSER / WASTE RECEPTACLES

Combination towel dispenser / waste receptacles provide practical use of space. To avoid a hazardous restroom, install towel dispensers next to the sink. This is more convenient for people with disabilities as well. Center pull towels offer ADA compliance without automatic dispensers that require battery replacement.

MIRRORS

ADA compliance requires at least one mirror with the reflective surface beginning no higher than 40" (1016mm) off the ground. Bradley recommends installing a full length mirror next to the sink to satisfy this requirement. This is a more convenient solution for people who use a wheelchair, and ensures compliance with any state or local code.

AERIX™ HAND DRYERS

Aerix™ adjustable speed models are ADA-compliant, protruding just 4" from the wall. They retrofit easily to most popular models used worldwide.

Distributed by
www.Ameraproducts.com
Phone: (800) 608-6568
Fax: (409) 840-5545
info@ameraproducts.com

GRAB BARS

The ADA emphasizes grab bar installation because they help the individual maintain balance, transfer, and prevent falls. Bradley offers grab bars in various lengths, styles and finishes to fit any application.

Note: State codes increasingly require 18" vertical grab bars in addition to the horizontal bars required in accessible restroom stalls.

TOILET TISSUE DISPENSERS

To comply with ADA, toilet tissue dispensers cannot control delivery or limit paper flow.



Shower Room Accessibility Solutions

SHOWERS

ADA Compliance for showers requires both a hand-held shower head with 60" hose and a fixed sprayhead. Shower controls must require less than 5lb of pressure with no grasping. Bradley offers several options for accessible showers

SHOWER SEATS

Bradley offers a variety of shower seats for ADA compliance, including bariatric models. Select anti-microbial models available.



Bradley 

800.BRADLEY (800.272.3539) bradleycorp.com
W142 N9101 Fountain Boulevard
Menomonee Falls, WI 53051

© Bradley Corp 2009
3931-WEB-0909

Distributed by
www.Ameraproducts.com
Phone: (800) 608-6568
Fax: (409) 840-5545
info@ameraproducts.com